







MAP OF LOWER CALIFORNIA
 AND KEY TO THE LOCATION OF THE DETAILED SECTIONAL MAPS

LEGEND

-  Railroads
-  Improved Highways
-  Principal unimproved roads
 (NOTE: Other unimproved roads are shown on the sectional maps)
-  Numbers of the routes described in the text

SCALE OF MILES

